



Professional laundry



New laundry, fit for your business

Much more than professional laundry.



For us, meeting your needs means going beyond what you already know. It means getting to know you, and understanding that your business, however small, demands that we go further to provide you with machines whose performance is superior to that offered by any other Professional Laundry solution.

That is why the new washers and dryers in the Compact range offer performance equal to that of the industrial laundry machines, are more versatile so that you can customise the machines to your needs and space requirements, and are more robust and efficient. And all this while taking up the minimum space possible. Because less has always been more.


- 01

More features
- 02

More versatile
- 03

More robust
- 04

More efficient



Small business, higher performance.

That is our starting point. To understand that the best way to meet your needs is to adapt to the new businesses and demands which arise on the market.

That is how Compact is born. A new range of professional laundry products specially designed for

small establishments (hairdressers', gyms, camp sites, small lodging establishments, etc.) that require the same performance, quality and robustness as the industrial laundry machines, but with **greater versatility, a more compact size and a more affordable price.**

Washer extractors

High speed – G-Force 450

CONTROL TYPE	HEATING	DRAIN TYPE	CAPACITY	
			8 – 9 Kg	10 – 11 Kg
Touch Plus Control (TP2) microprocessor	Electric	Drain valve	LAP-08 TP2 E V	LAP-10 TP2 E V
		Drain pump	LAP-08 TP2 E P	LAP-10 TP2 E P
	Hot water	Drain valve	LAP-08 TP2 HW V	LAP-10 TP2 HW V
		Drain pump	LAP-08 TP2 HW P	LAP-10 TP2 HW P

NOTE: All models can be transformed to self-service mode with coin mechanism, token mechanism or for pay station, etc.

Dryers

Professional

CONTROL TYPE	HEATING	CAPACITY	
		8 – 9 Kg	10 – 11 Kg
ADVANCE			
Touch Plus Control (TP2) microprocessor	Electric, gas	SRP-08 TP2 E	SRP-10 TP2 E
CONCEPT			
Easy Control (M) microprocessor	Electric, gas	SRP-08 M E	SRP-10 M E
Economic Line			
Micropocesador Easy Control (M)	Electric, gas		SPC-10 M Three-phase SPC-10 M Single-phase
ADVANCE+			
Touch Plus Control (TP2) microprocessor	Heat pump	SRP-08 TP2 HPi	SRP-10 TP2 HPi

NOTE: All models can be transformed to self-service mode with coin mechanism, token mechanism or for pay station, etc.

OPL

Our solutions
for your small businesses.

- Bed & breakfast
- Rural houses and lodges
- Beauty salons
- Clinics
- Cleaning companies (dust mops)
- Nursing homes
- Gymnasiums

- Nurseries
- Hostels
- Laboratories
- Hairdressers'
- Small Industries
- Spas



Self-service

Our solutions
for your small businesses.

- Hostals
- Apartments
- Camp sites
- Colleges, residences and universities

- Residents' associations
- Transportable containers
- Self-service laundries





The best answer to each of your needs

Discover our range of products

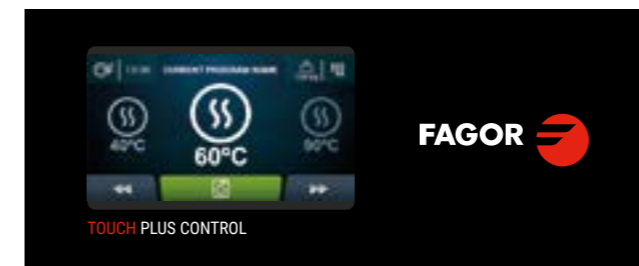
Compact Washers
High speed professional washer extractors - LAP

Compact Dryers
Professional tumble dryers - SRP

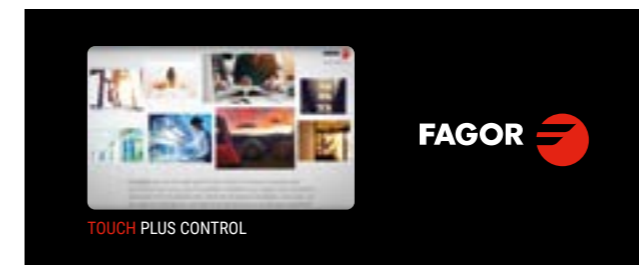
Higher performance

You are in control

All the professional washers and dryers from the Advance range put their intelligent brain, the **Touch Plus Control** processor, under your control. This fully programmable microprocessor includes a multitude of pre-set programs that can be modified during operation, and the ability to create, export and import new programs (USB). Its 4.3-inch touchscreen is very intuitive and easy to use; there are 37 available languages and a USB port for software updates.



The touch screen offers an innovative use that increases income prospects for both self-service laundries and individuals: advertising.



This **Easy Control** electronic brain included in the Concept range dryers features buttons to control the temperature (high, medium and low) and time in a simple, intuitive and economical way. It also offers the option of programming through an external console.



FagorKonnect

FagorKonnect is our new IOT solution for Connected Laundry. A cloud-based multiple platform and flexible application to enjoy, use and manage all your professional equipment from an app with remote access. An intelligent, simple and secure application capable of helping you manage all your Fagor laundry equipment. A unique connection between you and your equipment to make your life easier.



Tranquillity and telemetry

The whole wash process (temperatures, water levels) is stored on the washer and can be extracted to a PC via USB memory.



The speed you seek

Shorter washing cycles (6 kW heating power).

Shorter drying cycles (less than 45 minutes). 6.75 kW heating; option of 4.5 kW.

Greater versatility

Always made to measure

Possibility of customising the machines to each customer's specific needs out of the options available, delivering them with these options ready installed and checked in the factory.

OLP ↔ Self-service

The machines can be transformed from OPL to Self-Service and vice versa via the TP2 control itself.



Wet cleaning

Fagor offers the most flexible solution on the market to put a Wet Cleaning solution into practice.

The machines are versatile, with both washers and dryers providing the possibility of creating different phases by program, including all the personalised parameters required by each detergent supplier in the Wet Cleaning industry.



Space saving

The range of compact washers and dryers are very advantageous with their reduced dimensions, and in view of their load capacities and stackable options, making them a good solution for small spaces.

Separate machine ↔ Stacking machine

The standard model is easily installable as part of a stack.

A washer can be stacked with a dryer even if they have been ordered separately as separate machines.



Multiple sectors

The Compact range is suitable for many different sectors, such as restaurants, gyms, campsites, apartments, dry cleaners, etc.

More robust

Robust construction

Grey skinplate panels, stainless steel look. Elegant appearance, easy to clean and fingerprint resistant.



Top-quality materials

The tank, drum and ribs are made of AISI 304 stainless steel as in the industrial washers, providing higher quality and resistance to external agents. This prevents premature oxidation, extends useful life and provides better quality.

Bearings, bearing housings, motor and variable-frequency drive are equivalent to the industrial machines. The dryers come with an industrial filter of large dimensions and an industrial fan with strong air flow.


Built for you

Our machines have been designed with the user's convenience in mind. To that end, one of the factors indicated in their construction has been to give all the washers the largest door dimensions on the market.

The professional washers have the largest door dimensions on the market, with a diameter of 516 mm on the outside and 373 mm on the inside. Easy loading and unloading of laundry.



The dryers have the largest door diameters on the market in their segment, 552 mm.




More efficient

In your wash

Optimal consumption

With two weighing systems: one manual, reporting the inserted load to the machine directly, and the other intelligent, where the machine makes an estimate of the load at the beginning of each program.

Additionally, the degree of savings can be set at three levels depending on the washing requirements.



G-force 450

The high G-force 450 reduces residual moisture and therefore drying time.



Imbalance detection system

An advanced technological development enables the washers to detect load imbalance in advance and use the variable-frequency drive to carry out the best spin. Smoother work (less noise) lengthens the life of all components. Reduction of washing times and energy savings.

Plinth for washing dust mops

Plinth with filtration drawer, easy to remove and clean.

Water recovery tank

Possibility of integrating a water recovery tank into a specially designed base.

This option is managed from the TP2 control itself, where the user can recuperate the water from the required phase.



In your dry

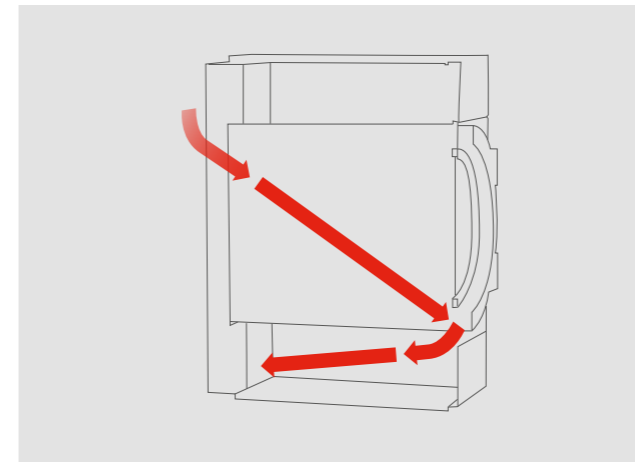
Optional moisture sensor

Optional moisture control in TP2 models.



Optimised air flow

Increases the efficiency of the whole drying process thanks to improved air flow inside the drum.



Fluff filter

The filter is in a tray, not in the door. Greater drying efficiency, ergonomics and easy cleaning.



Washer extractors

Professional high-speed

The Compact range of washers offers performance equal to that of the Industrial Laundry machines and better than those offered by other Professional Laundry solutions.

These high-spin floating washer extractors are very easy to install since they do not need to be anchored to the floor. You can install and level them easily with the levelling feet, or else include one of the multiple plinths we offer as an option. They have two water inlets as standard, and we offer many different models and options so that you can always find the appliance that best suits your facility.



OPL



Self-service



Higher performance	More robust	More versatile	More efficient
<ul style="list-style-type: none"> - Connectivity FagorKonnect is our new IOT solution for Connected Laundry. - New programmer with Touch Plus (TP2) touch screen. Allows you to create an indefinite number of programs (20 pre-set). - Allows programming, importing and exporting of programs and software updates via USB. - Standard telemetry: The entire washing process (temperatures, water levels) is stored on the washer and can be extracted to a PC via USB memory. - Wet Cleaning included in the scheduler (modifiable water levels and washing speed). - Designed for multipayment system. - 8 signals for automatic liquid dosing, programmable in time and delay. 6 extra signals available optionally. - Shorter washing cycles (6 kW heating power). 	<ul style="list-style-type: none"> - Grey skinplate panels, stainless steel look. - Tank, drum and ribs in AISI 304. - Robust door made of aluminium. - Industrial door lock. - Industrial machine door seal (no inner drum seal). - Industrial housing and bearings. - Industrial variable-frequency drive and motor. 	<ul style="list-style-type: none"> - New possibility of customising the machines from factory with the available options. - OPL ↔ Coin Models convertible from self-service to OPL (Industrial use) and vice versa. - One unit ↔ Stack Standard model easily installable in stack. - Electric ↔ Hot water Standard electric model easily convertible to hot water model and vice versa. - Drain valve ↔ Drain pump Standard models easily convertible. Easy access for maintenance. 	<ul style="list-style-type: none"> - Intelligent and manual weighing system. Automatic adjustment of water and chemicals. - Possibility of configuring three levels of savings. - High G-force 450. Reduced residual moisture → Reduces drying time. - Designed for mounting onto plinth with water recovery tank.

Professional Dryers

The dryers from the Compact range are the perfect match for the Fagor professional washer extractors, offering a series of equally industrial, versatile and robust features which guarantee a highly competitive dryer with truly efficient drying cycles.

We offer professional dryers with capacities of 8 and 10 kg so that you find the dryer that best meets your needs. And if that is not enough, you can select the options and accessories until you discover the perfect version for you.



Standard OPL



TP2



Easy Control (M)


Self-service



TP2



Easy Control (M)



More features

- **Connectivity FagorKonnect** is our new IOT solution for Connected Laundry.
- New programmer with Touch Plus (TP2) touch screen. Allows you to create an indefinite number of programs (20 pre-set).
- Allows programming, importing and exporting of programs and software updates via USB.
- Standard telemetry: The entire drying process is stored on the dryer and can be extracted to a PC via USB memory.
- Wet Cleaning. Optional humidity sensor and/or stainless steel drum.
- Designed for multipayment system.
- Less than 45 minutes. 6.75 kW heating. 4.5 kW option. (Except for the Economic range which is always 4.5 kW.)
- Multiple options: plinths, etc...

More robust

- Robust aluminium door with the same door lock and seal used in the industrial range. Largest door diameter on the market in its segment (588 mm). Easy loading and unloading of laundry. Door with safety opening and closing.
- With industrial filter of large dimensions, and industrial fan with strong air flow.
- Panels in grey skin plate with an elegant stainless steel appearance.
- Embossed front and side panels.

More versatile

- OLP ↔ SELF-SERVICE Standard model can be configured as OPL (Industrial use), self-service/coin mechanism, pay station, etc.
- Can be installed stacked on the washer or another dryer.
- Control panel convertible to the lower part. Improved ergonomics when using the dryer and washer stacked.
- The range of compact washers and dryers are very advantageous with their reduced dimensions, and in view of their load capacities and stackable options, making them a good solution for small spaces.
- Renting, hotel and restaurant trade, self-service, mops, gyms, etc.
- Wet Cleaning: available with the TP2 control to create the best programs for delicate clothes.

More efficient

- Increases the efficiency of the whole drying process thanks to improved air flow inside the drum.
- The filter is in a tray, not in the door.
- Greater drying efficiency, ergonomics and easy cleaning.



ADVANCE



CONCEPT



Economic Line



Heat pump

Professional Heat pump dryers

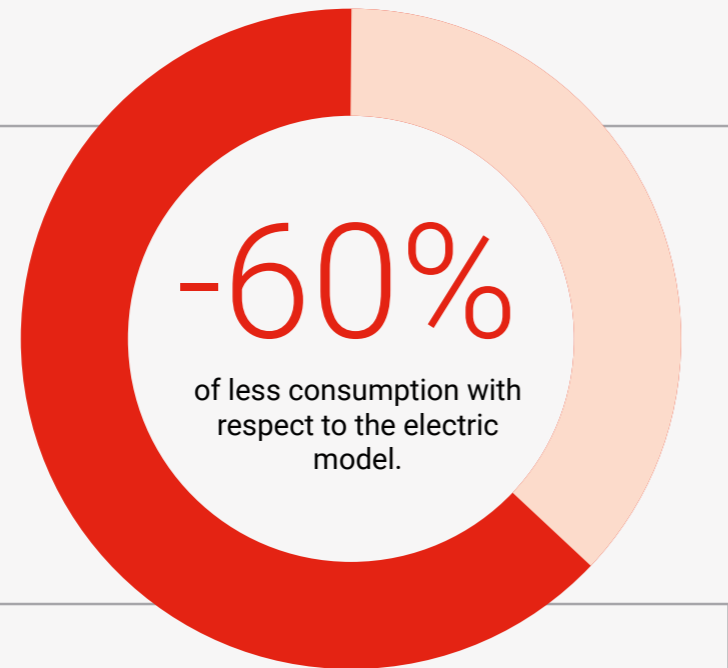
Professional dryers with patented inverter heat pump technology. The most efficient dryers.



MAXIMUM EFFICIENCY


✓ When we prioritize energy efficiency over drying time.

✓ When air exhaust cannot be installed.



✓ When we have power limitation installed.

✓ Due to the difficulty of getting gas installations or certifications.



Low power

The heat pump dryer consumes 1/5 of the installed power compared to an electric equivalent dryer. Less installed power entails lower fixed cost in power.

Efficient

It uses less than 0.5 kw/litre of evaporated water.

Optimized cycle time

Full load of 100% cotton towels.

Professional **dryer HPi** → 70 minutos

60% load, with mixed 50% poliester / 50% cotton towels.

Professional **dryer HPi** → 35 minutos

Features and characteristics, washers

UNIT	LAP-08 TP2 V	LAP-08 TP2 P	LAP-10 TP2 V	LAP-10 TP2 P	
DRUM					
Load capacity 1:9 / 1:10	Kg	9/8	9/8	11/10	11/10
Volume	l	80	80	100	100
Diameter	mm	532	532	532	532
Depth	mm	360	360	425	425
GENERAL DATA					
Wash / spin speed	r.p.m.	50 / 1.250	50 / 1.250	50 / 1.250	50 / 1.250
G Force	-	450	450	450	450
Maximum force transmitted	KN	1,47 ± 0,53	1,47 ± 0,53	1,57 ± 0,53	1,57 ± 0,53
Dynamic force frequency	Hz	18,33	18,33	18,33	18,33
Self-service verYeson	-	Yes	Yes	Yes	Yes
Double drain	-	Yes	No	Yes	No
Noise level	dB	<70	<70	<70	<70
Weighing system / Tilting system	-	No/No	No/No	No/No	No/No
DOOR					
Height center door / Height base door	mm	537 / 280	537 / 280	537 / 280	537 / 280
Diameter	mm	373	373	373	373
POWER					
Motor	kW	0,75	0,75	0,75	0,75
Electric heating power	kW	6	6	6	6
Total electric power (elec. m.)	kW	6,25	6,25	6,25	6,25
Total electric power (hot water m.)	kW	0,75	0,75	0,75	0,75
DIMENSIONS - DIMENSIONS WITH PACKAGING					
Net width / Gross width	mm	680 / 710	680 / 710	680 / 710	680 / 710
Net depth / Gross depth	mm	698 / 832	698 / 832	742 / 832	742 / 832
Net height / Gross height	mm	1.040 / 1.130	1.040 / 1.130	1.040 / 1.130	1.040 / 1.130
Net weight / Gross weight	kg	140 / 150	140 / 150	150 / 160	150 / 160

Features and characteristics, dryers

UNID.	SRP-08	SRP-10	SPC-10	SRP-08 HPI	SRP-10 HPI	
CAPACITY AND DRUM						
Capacity 1:20	Kg	8	10	10	8	10
Volume	l	160	200	200	160	200
Drum diameter	mm	590	590	590	590	590
Drum depth	mm	585	690	690	585	690
DOOR						
Height centre of loading opening	mm	554	554	554	918	918
Height base of loading opening	mm	320	320	320	684	684
Door diameter	mm	480	480	480	480	480
DATOS GENERALES						
M control		Electronic	Electronic	Electronic	No	No
Touch TP2 control		4.3" touchscreen	4.3" touchscreen	Not available	4.3" touchscreen	4.3" touchscreen
USB connection. Only with TP2		Yes	Yes	No	Yes	Yes
Construction		Skinplate panels	Skinplate panels	White panels	Skinplate panels	Skinplate panels
Plinth		OPT	OPT	No	HP	HP
Self-service verYeson		Yes	Yes	Yes	Yes	Yes
Noise level	dB	62	62	62	61	61
POWER						
Motor	kW	0,37	0,37	0,37	0,37	0,37
Electric heating (heating elements)	kW	4,92 / 7,17	4,92 / 7,17	4,5	2,85	2,85
Gas heating	kW	7	7	7	No	No
CONSUMPTIONS						
Electric heating (heating elements)	kW	4,5 / 6,75	4,5 / 6,75	4,5	No	No
Average consumption propane gas	kg/h	0,45	0,45	0,45	No	No
Average consumption natural gas	m3/h	0,46	0,46	0,46	No	No
OTHER						
Ø Fume exhaust	mm	100	100	100	No	No
Air flow	m3/hour	300	300	300	-	-
DIMENSIONS - DIMENSIONS WITH PACKAGING						
Net width / Gross width	mm	680 / 710	680 / 710	680 / 710	680 / 710	680 / 710
Net depth / Gross depth	mm	722 / 832	775 / 832	775 / 832	722 / 832	775 / 832
Net height / Gross height	mm	1.056 / 1.141	1.056 / 1.141	1.056 / 1.141	1.408 / 1.520	1.408 / 1.520
Net weight / Gross weight	kg	89 / 101	93 / 104	93 / 104	245 / 260	250 / 265



ONNERA GROUP



ISO 9001



ACTIVELY SUPPORTING

